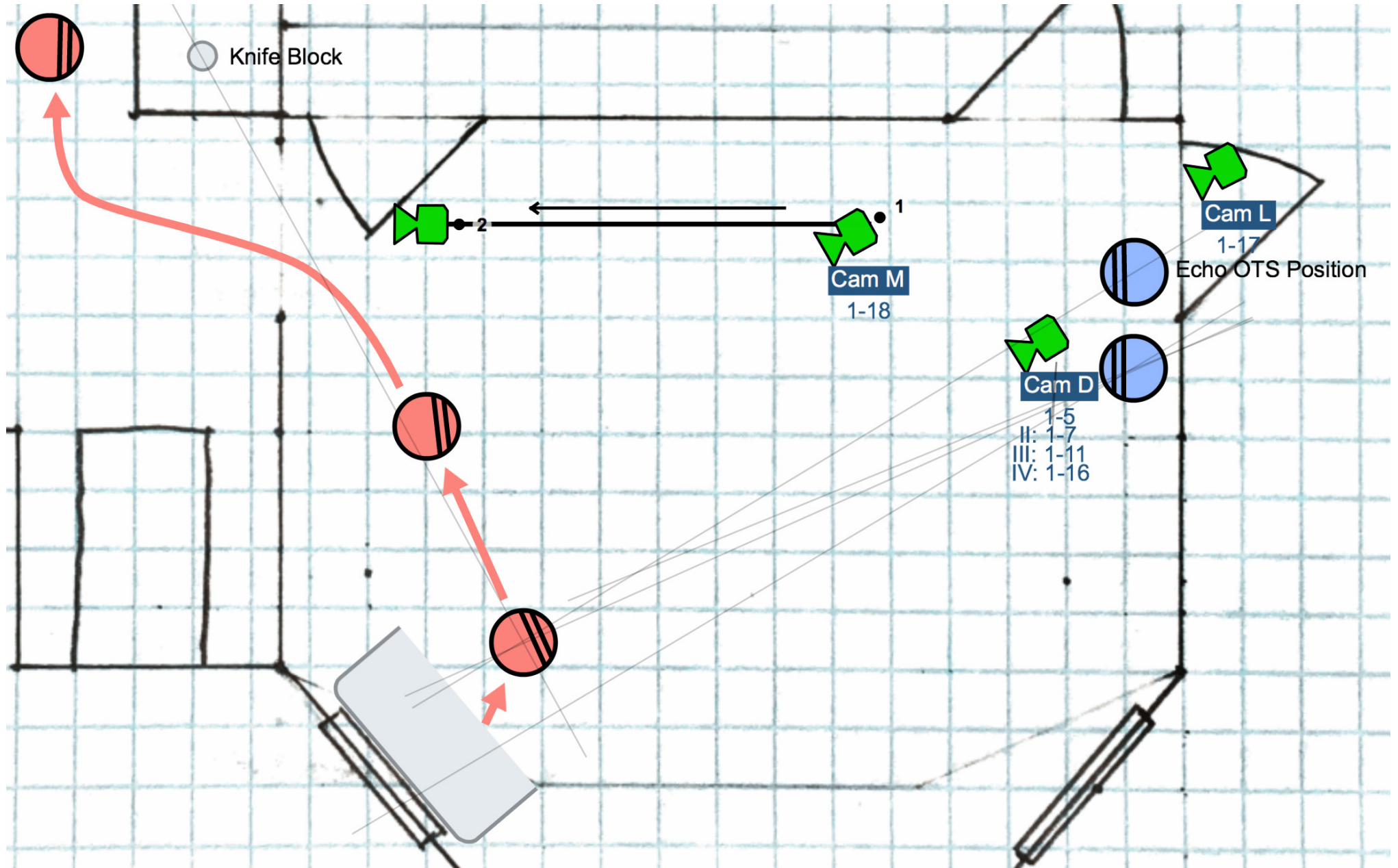
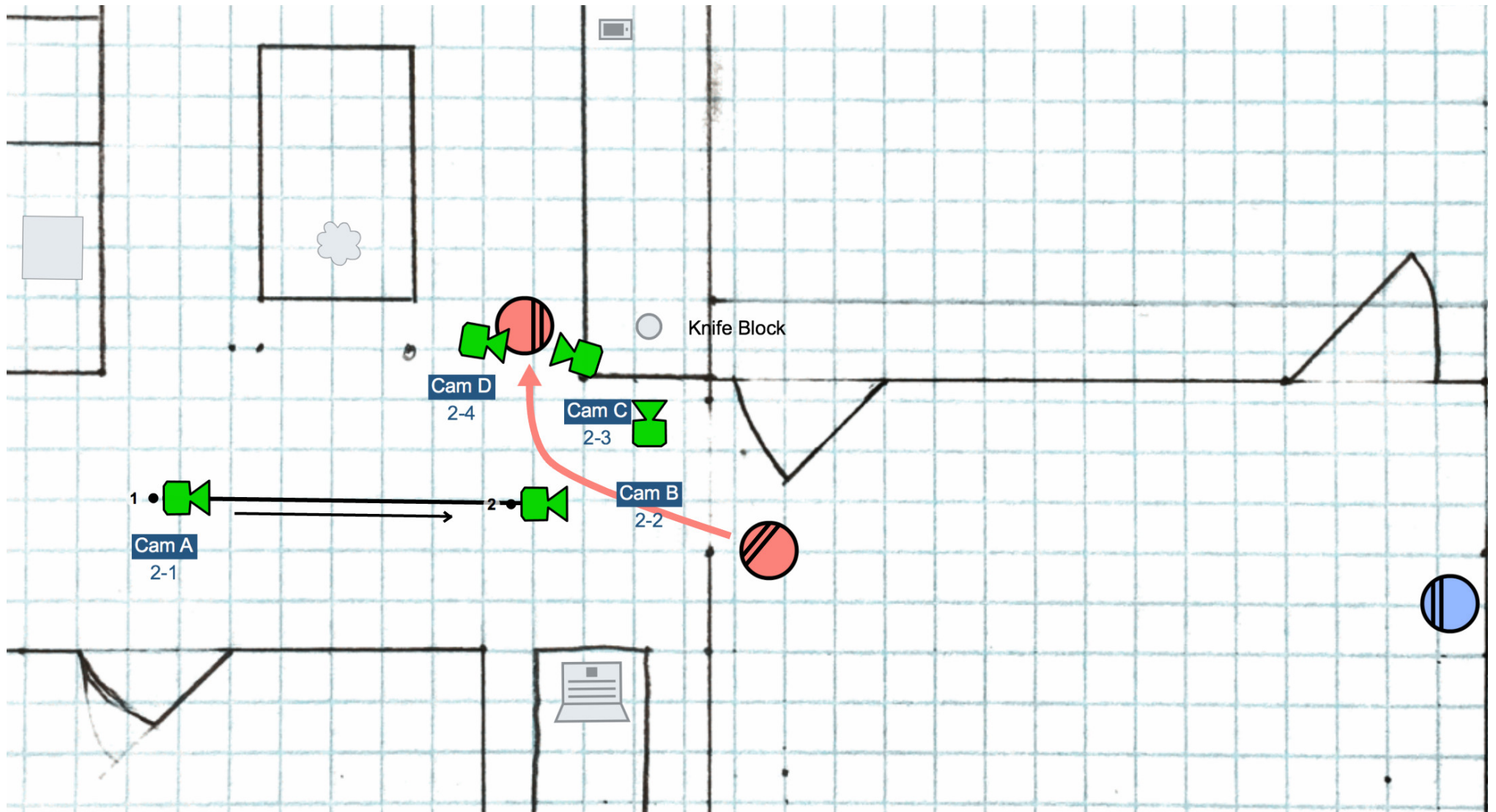


Scene 1 - Page 5: Colleen Moves Into Kitchen

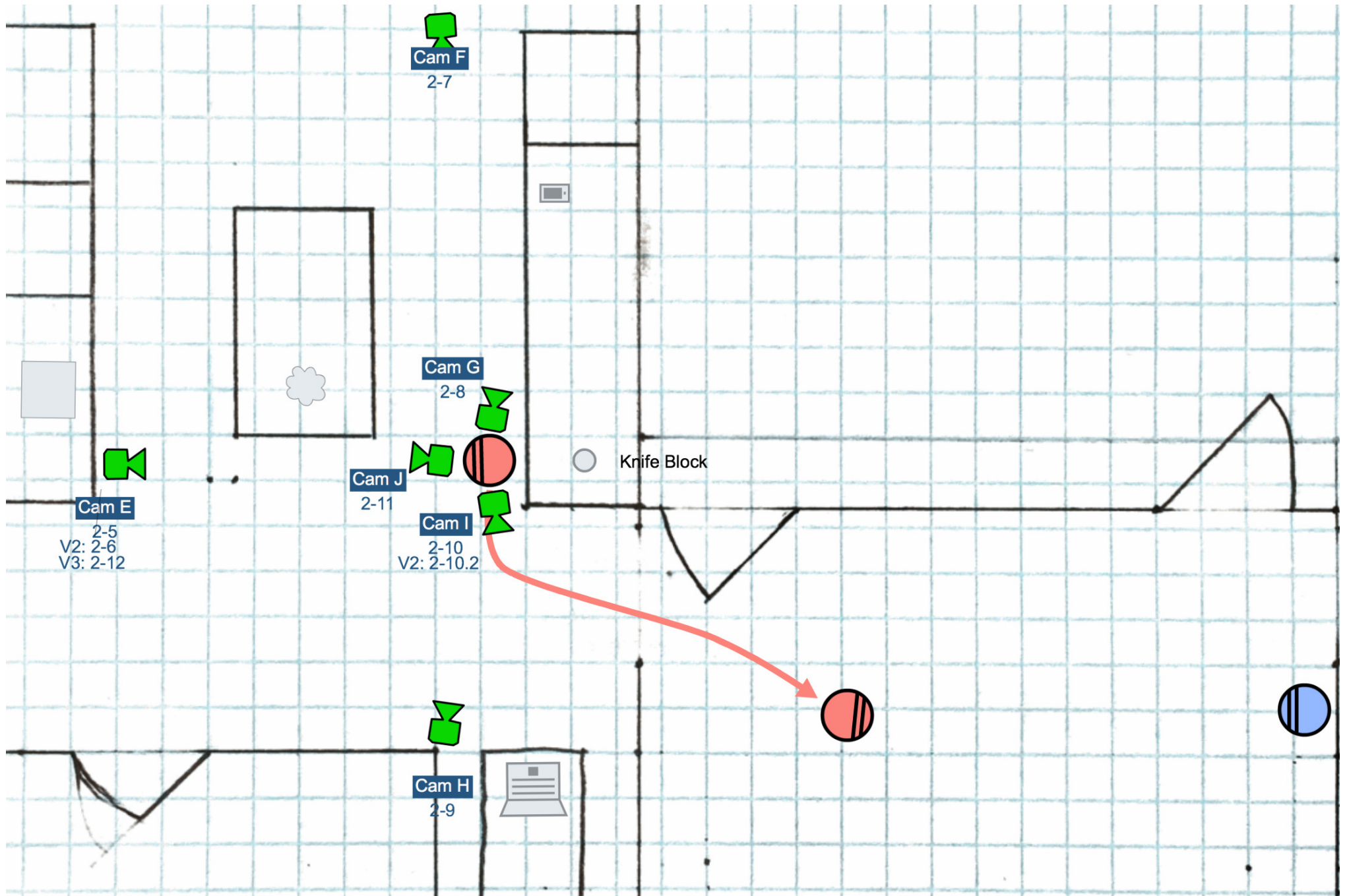


Shot	Vers	Nickname	Description	Type
A	I	1-1	Wide, Dolly Right, Colleen Enters and Sits	ES
A	II	1-2	Medium, Colleen Sitting	MS
A	III	1-9	Medium, Colleen Sitting in Shock, Jumping Up	MS
A	IV	1-9.2	MCU, Colleen Sitting in Shock, Jumping Up	MCU
B	I	1-3	OTS of Echo	OTS
C	I	1-4	Echo, Slight High, Reverse	MS
D	I	1-5	Wide, Master, Colleen Moves to Center of Room, Talks to Echo, Moves Back to Couch	MLS
D	II	1-7	Medium, Colleen in Center of Room	MS
D	III	1-11	Wide, Master, Colleen Jumps Off Couch	MLS
D	IV	1-16	Wide, Colleen Slowly Moves Towards Kitchen, Then Moves Quickly	
E	I	1-6	POV of Echo	POV
F	I	1-8	OTS, Echo BG, Colleen Turns to Profile in FG	
G	I	1-10	POV, Echo from Couch	POV
H	I	1-12	Echo Speech, Slow Push In	CRP
I	I	1-13	Colleen Reacting to Echo Speech, Slow Push In, Slight Low	CRP
J	I	1-14	CU, Colleen Reacting to Echo Speech, Looks to Kitchen	CU
K	I	1-15	POV, Knife Block	POV
L	I	1-17	OTS, Colleen Moves Towards Kitchen	OTS
M	I	1-18	Dolly In, Pan Right, Colleen Rushes Through Kitchen Door	

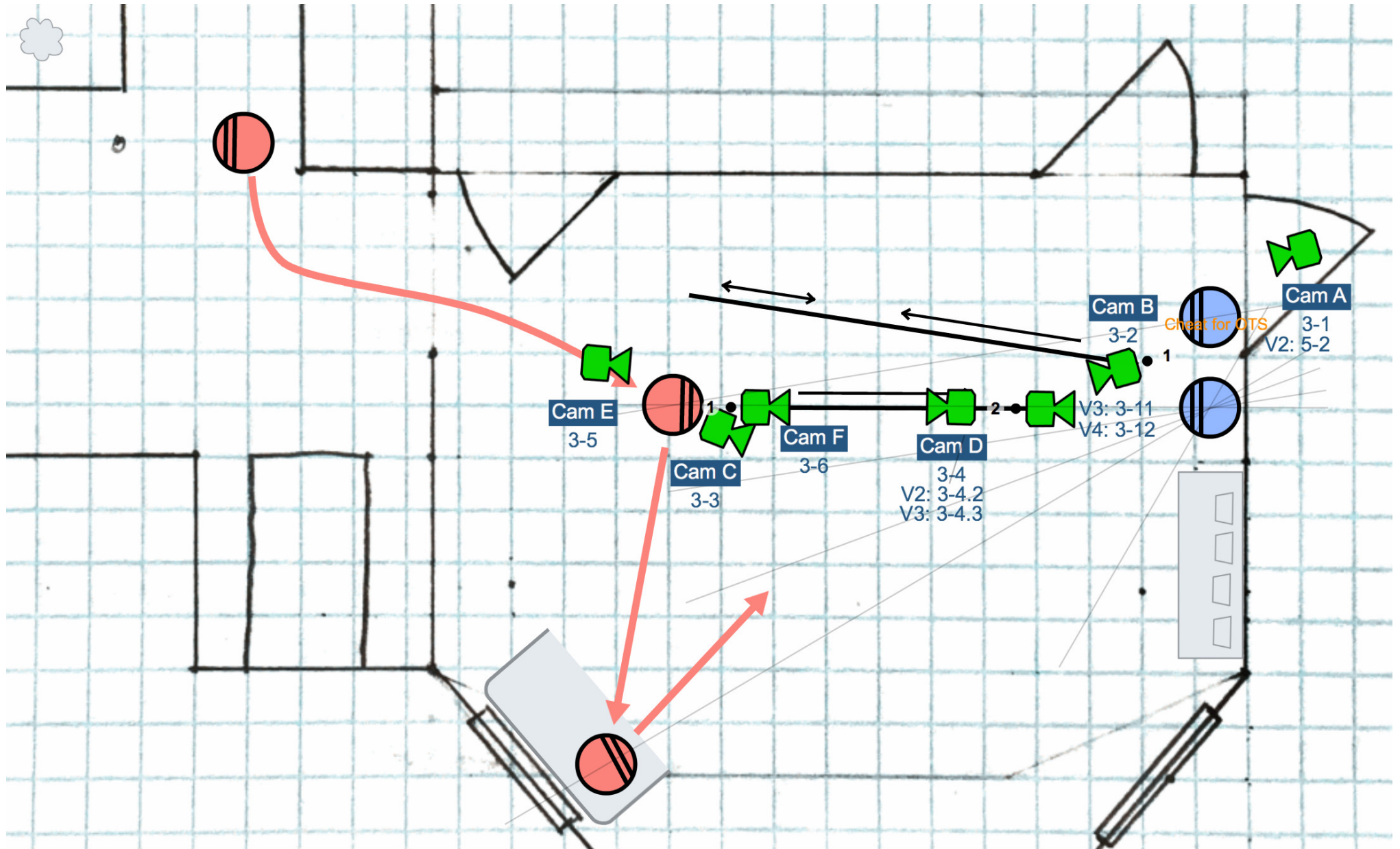
Scene 2 - Page 1: Scene 2 Open



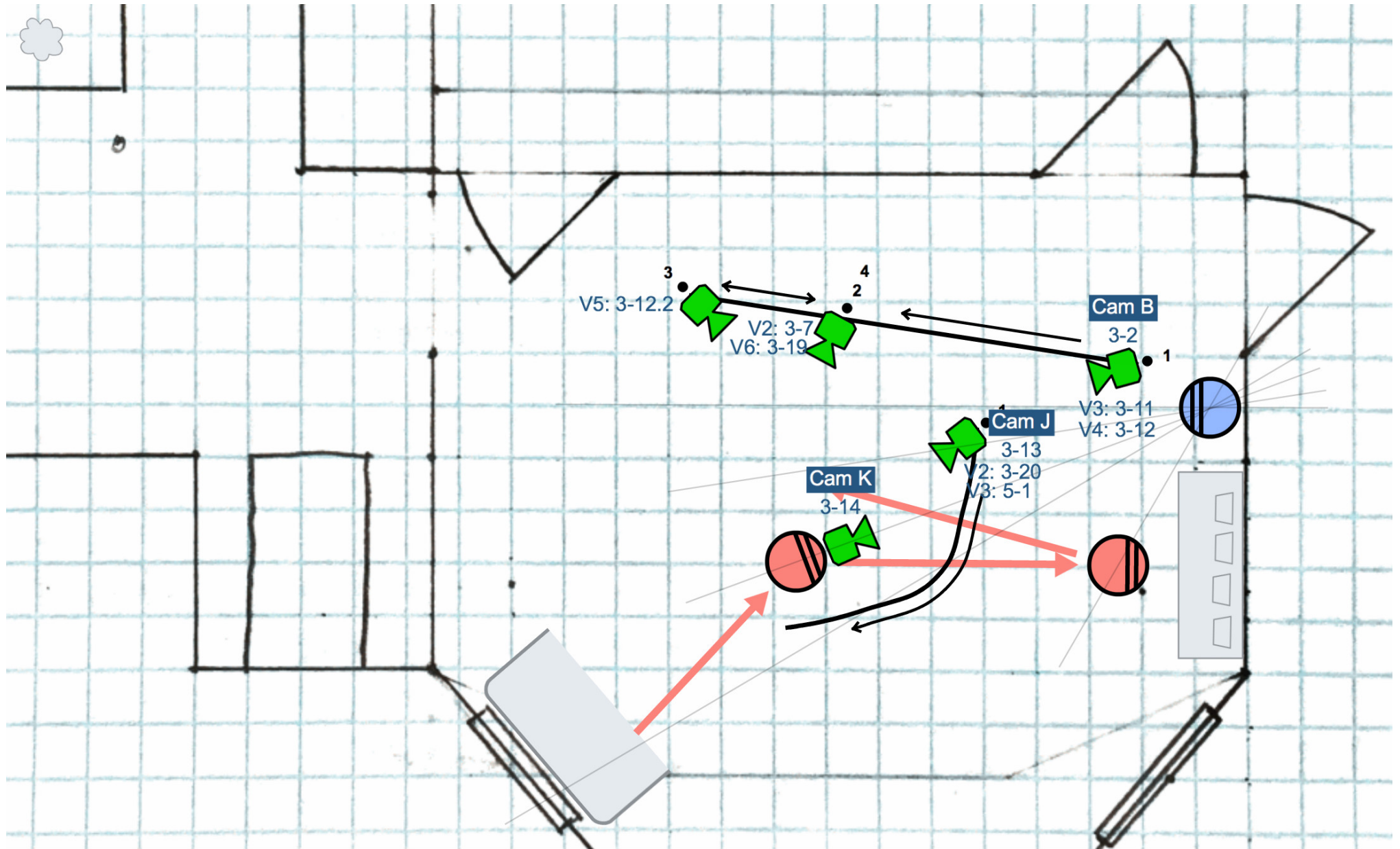
Scene 2 - Page 2: Scene 2

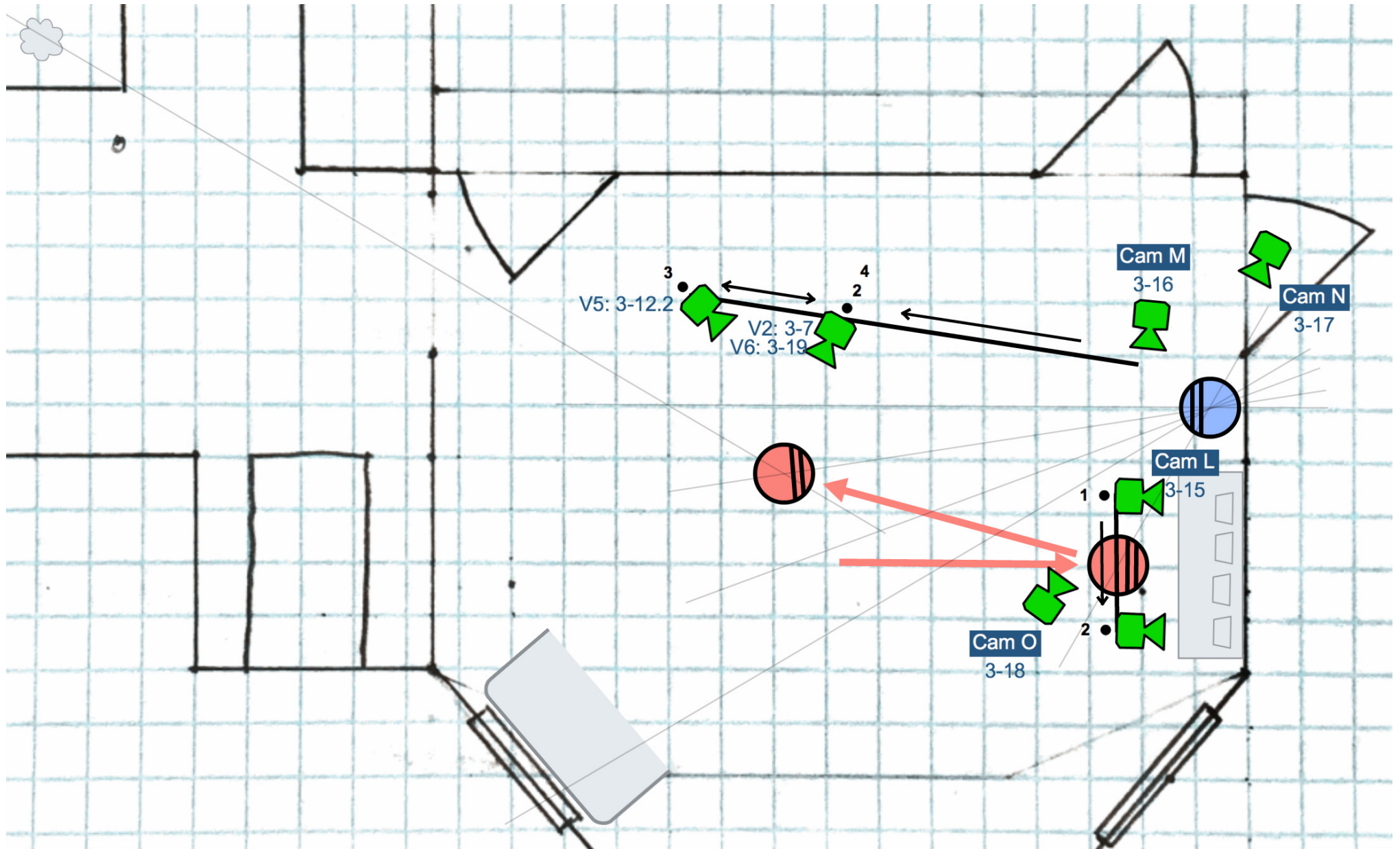


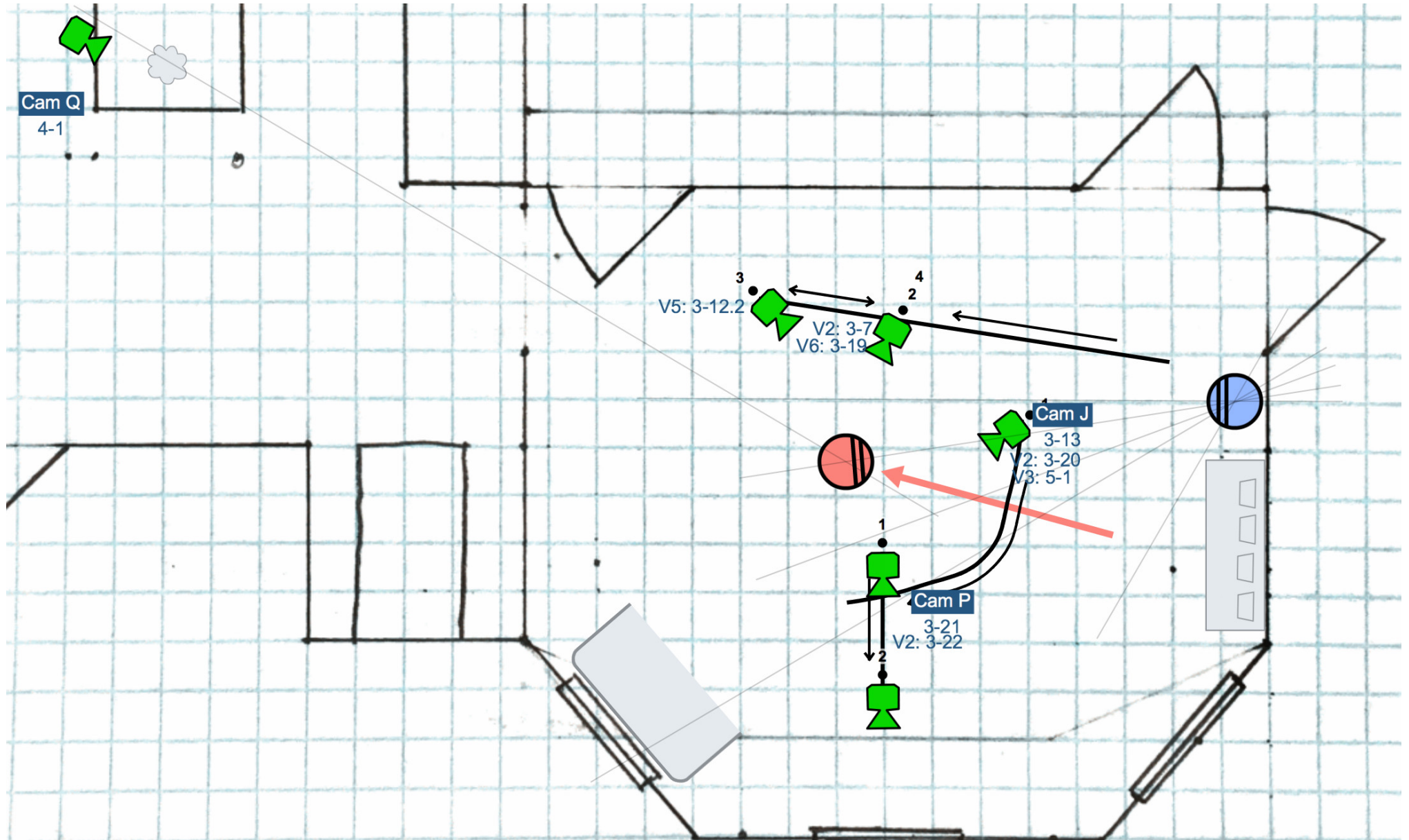
Shot	Vers	Nickname	Description	Type
A	1	2-1	Fast Dolly In, Colleen Runs into Kitchen and Through Frame	MAP
B	1	2-2	CU of Knife Being Pulled from Knife Block	CU
C	1	2-3	CU, Low Angle, Colleen Looks Down at the Knife In Her Hand	LOW
D	1	2-4	POV/OTS of Knife in Colleen's Hand	POV
E	1	2-5	Wide, Master, Scene	MLS
E	2	2-6	Medium, Scene	MS
E	3	2-12	CU, End of Scene	CU
F	1	2-7	Medium-Long, Colleen Spins and Looks at Phone	MLS
G	1	2-8	POV, Phone on Counter (Push In)	POV
H	1	2-9	Medium-Long, Colleen Spins and Looks at Laptop	MLS
I	1	2-10	POV, Laptop on Table (Push In)	POV
I	2	2-10.2	CU, Laptop Camera	CU
J	1	2-11	POV, Microwave (Push In)	POV

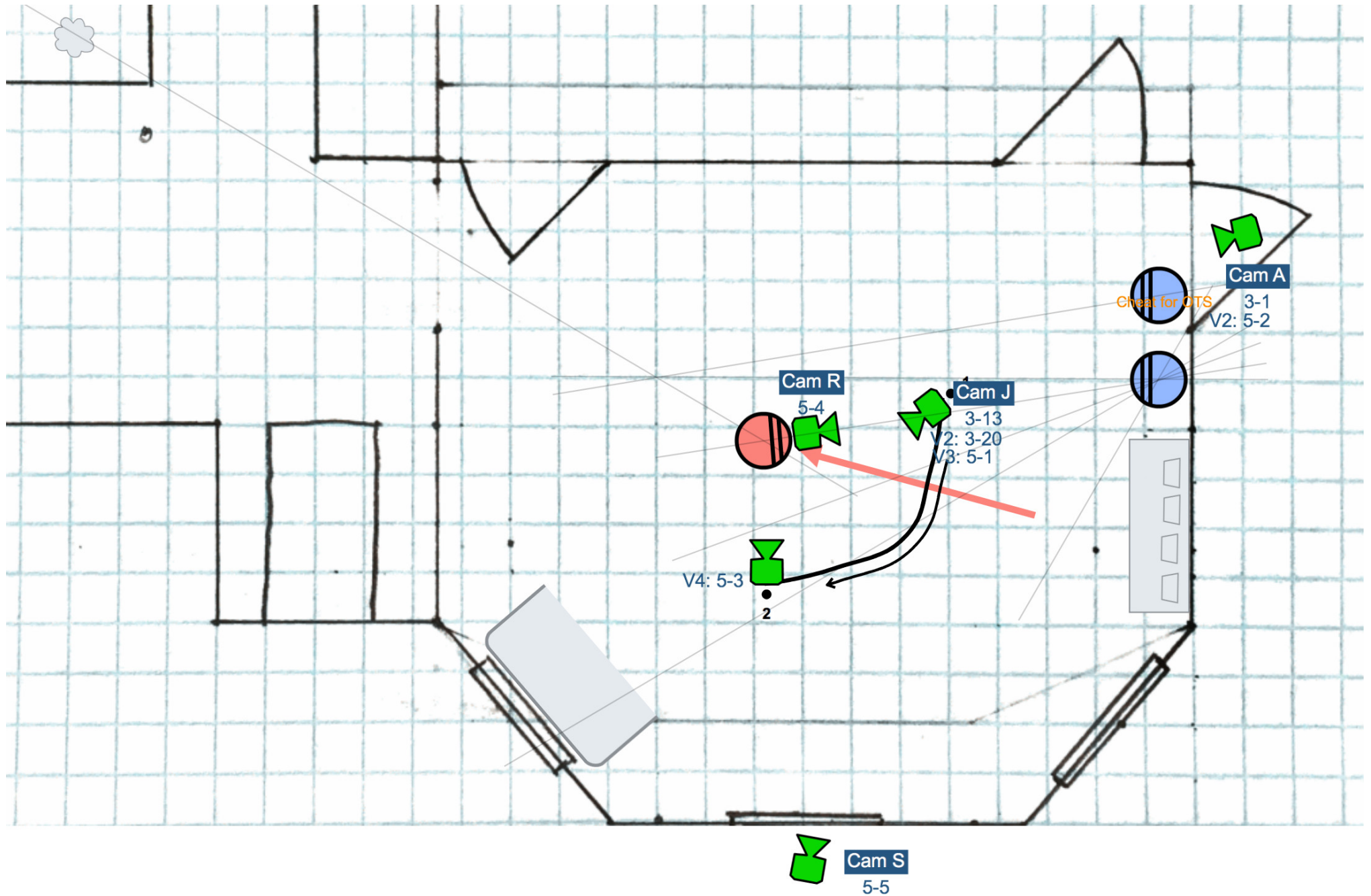


Scene 3-5 - Page 3: Colleen Stands, Moves to Middle of the Room, Moves to Shelf, pg. 7-8









Shot	Vers	Nickname	Description	Type
A	1	3-1	OTS, Colleen Enters Rooms, Drops to Knees, Stands, Walks to Couch (Same as Cam L from Scene 1)	OTS
A	2	5-2	OTS, Colleen Talking to Echo Pre-Spin (Same as Cam L from Scene 1)	
B	1	3-2	Wide, Master, Colleen Enters, Drops to Knees, Stands, Moves to Couch (Same as Cam D from Scene 1)	MLS
B	2	3-7	Colleen Stands, Reacts to Alexa Speech, Moves to Couch, Dolly/Pan to Follow	MAP
B	3	3-11	Wide, Colleen on Couch, Stands, Moves to Center of Room, Moves to Shelf (Same as Cam D from Scene 1)	MLS
B	4	3-12	Medium, Colleen on Couch, Stands, Moves to Center of Room, Moves to Shelf (Same as Cam D from Scene 1)	MS
B	5	3-12.2	Colleen Stands, Moves to Center of Room, Moves to Shelf (Start at Position 2, Move to 3 on Move to Shelf)	
B	6	3-19	Medium, Track Back as Colleen Moves Back Into Room	MS
C	1	3-3	POV, Framed Picture of Kids from Colleen's Position	POV
D	1	3-4	Medium, Low, Colleen Drops to Her Knees, Into Frame, Stands Out of Frame	MS
D	2	3-4.2	Medium, Low, Colleen Drops to Her Knees, Business, Stands, Camera Follows Throughout	MS
D	3	3-4.3	MCU, Low, Colleen Drops to Her Knees, Into Frame, Stands Out of Frame	MCU
E	1	3-5	OTS, Echo, From Colleen Kneeling Position	OTS
F	1	3-6	Slow Dolly In, Alexa Speech Before Colleen Stands	CRP
G	1	3-8	Slow Dolly Right, Alexa Speech from Colleen Standing to End of Speech	CRP
H	1	3-9	Medium, Colleen Sits on Couch, Listens, Stands (Same as Cam A, Position 2, from Scene 1)	MS
I	1	3-10	POV of Echo from Couch (Same as Cam G from Scene 1)	POV
J	1	3-13	MCU, Colleen Speech in Middle of Room	MCU
J	2	3-20	CU, Colleen in Center of Room, Closes Eyes, Follow	CU
J	3	5-1	CU, Colleen Talking to Echo, Pre-Spin	CU
J	4	5-3	Dolly Arc Right to Left Around Colleen as She Spins, Slight Lift to Face, Land for Scene	MS
K	1	3-14	POV of Echo from Middle of Room (Same as Cam E from Scene 1)	POV
L	1	3-15	POV/CU, Framed Pictures on Shelves, Pan/Dolly Left to Right, Cutaway	CU
M	1	3-16	MCU, Colleen at Shelf, Turns to Echo, Moves Back into Room	MCU

Shot	Vers	Nickname	Description	Type
N	1	3-17	OTS, Colleen at Shelf	OTS
O	1	3-18	OTS, Echo from Colleen Position at Shelf	OTS
P	1	3-21	Slow Dolly In, Medium, Curtains Swaying in Breeze, Cutaway	CRP
P	2	3-22	Medium, High Angle, Pan Left to Right, Light on Floor, Cutaway	DWN
Q	1	4-1	MCU, Flowers in FG, Colleen in BG Out of Focus	MCU
R	1	5-4	POV, Echo from Colleen, Awaiting Response	
S	1	5-5	Wide, Head-to-Head, Tableau, End of Scene	TWO